

The most dangerous animals of Australia



Kaes Emma

Tuteur: Scholtes Pol

2020/2021

List of contents:

Content

Introduction:	3
Why do so many dangerous animals live in Australia?	3
Evolution:	3
1) The most dangerous marine animals:	4
Blue-ringed octopus	4
Box Jellyfish	5
Stonefish	6
Sharks	7
Textile cone snail	8
Irukandji Jellyfish	10
Bluebottle (Portuguese galleys)	11
Lionfish	12
2) The most dangerous animals living on land:	13
Sydney Funnel-web spider	13
Saltwater crocodile	14
Giant Centipedes	15
Inland Taipan	16
Bull ants	17
Death adder	18
Redback spider	19
Perentie(Giant Monitor lizards)	20
Fun facts:	22
Sources:	26

Introduction:

I am talking in my travail personnel about dangerous animals living in Australia. I've chosen those animals by myself so it is possible that there are even more dangerous or venomous animals in Australia but I've chosen the most interesting ones in my opinion.

Why do so many dangerous animals live in Australia?

First, we need to go back 180 million years. At this time in history, Africa, South America, India, Australia and Antarctica were all joined together. This land mass gradually split apart, with Africa and South America breaking off first, followed 40 million years later by India and Madagascar. Australia and Antarctica finally broke apart around 100 million years ago.

On the original combined land mass, it is thought that there was a population of ancestral snakes that were venomous. These were separated when the land masses broke apart. Today, venomous snakes are found in all of these places – apart from Antarctica, where it is too cold for them to live.

Whereas other continents currently have several different types of snakes, Australia's snakes belong almost entirely to one group, called elapids. This is a group of snakes that inject their prey with venom from hollow, fixed fangs.

Evolution:

Imagine a snake that uses venom to kill its prey. If all snakes had venom of the same potency, they would only be able to kill prey of a certain type or size. But there is usually a difference in the strength of venom each snake has. This variety is comparable to people who have different heights or have different-sized feet.

So the snake with venom that is slightly more potent is able to kill prey that other snakes cannot. It is able to eat more food – enough to survive and reproduce, passing the potent venom on to the breed. These snakes survive better than the ones with less-strong venom, so having the potent venom becomes more and more common. This is what we call the process of evolution.

It is likely that Australia has the most dangerous animals because their only ancestors were also dangerous, though not as potent. Yet very few Australian animals actually cause deaths. So even though Australia has the deadliest species in the world, it is unlikely that you will be harmed by them, especially as they only bite humans in a matter of self-defense.

1) *The most dangerous marine animals:*

Blue-ringed octopus

**Characteristics:**

Species: octopus

Color: yellowish skin with blue and black rings

Weight: up to 30 g

Size: 12-20cm

Diet: crabs, hermit, shrimps

Lifespan: two years (depending)

Blue-ringed octopuses spend most of their time hiding in crevices while displaying effective camouflage patterns with their dermal chromatophore cells. If they are provoked, they quickly change color, becoming bright yellow with each of the 50–60 rings flashing bright blue within a third of a second as a warning display.

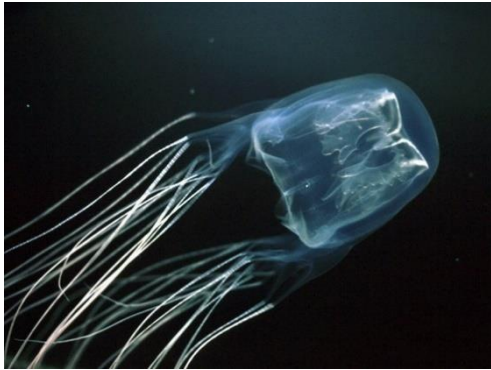
The venom:

The blue-ringed octopus, despite its small size, carries enough venom to kill 26 adult humans within minutes. Their bites are tiny and often painless, with many victims not realizing they have been envenomated until the symptoms begin. The venom can result in nausea, respiratory arrest, heart failure, severe and sometimes total paralysis, blindness, and can lead to death within minutes if not treated. The symptoms vary in severity, with children carrying the most risk because of their small body size.

**Treatment:**

No blue-ringed octopus antivenom is available. First aid treatment would be to put pressure on the wound and artificial respiration once the paralysis has disabled the victim's respiratory muscles, which often occurs within minutes after being bitten. Because the venom primarily kills through paralysis, victims are frequently saved if artificial respiration is started and maintained before marked cyanosis (Cyanosis is a condition in which there is a blue tint to the skin, indicating the body is not receiving enough oxygen-rich blood) and hypotension (is the medical term for low blood pressure, less than 90/60) develop. Respiratory support until medical assistance arrives will improve the victim's chances of survival. Definitive hospital treatment involves placing the patient on a ventilator until the toxin is removed by the body. Victims who survive the first 24 hours usually recover completely.

Box Jellyfish

**Characteristics:**

Species: cnidarians

Habitat: shallow coastal areas

Weight: up to 2kg

Size: umbrella size: 1-30cm, tentacles: up to 3m

Diet: small fishes, Crabs, Worms, plankton

Lifespan: one year (depending)

The box jellyfish actively hunts its prey, rather than drifting as do true jellyfish. They are capable of achieving speeds of up to 1.5 to 2 meters per second. Its bell grows to about the size of a basketball. From each of the four corners of the bell trails a cluster of 15 tentacles. The pale blue bell has faint markings; viewed from certain angles, it bears a somewhat eerie resemblance to a human head or skull. Since it is virtually transparent, the creature is nearly impossible to see in its habitat, posing particular danger to swimmers.

The venom:

It becomes more and more frequent that swimmers or divers get caught between the often meter-long tentacles of the jellyfish. The tentacles contain highly poisonous nettle capsules that rupture explosively on contact. Rope ladder-like welts appear on the burned skin. The venom triggers a burning pain that intensifies within minutes. The strong poison mainly attacks the nervous system. The consequences can be: Burning, itching, swelling on the skin, redness of the skin, muscle pain, headache, vomiting, sweating, heart palpitations, respiratory paralysis, numbness.

**Treatment:**

Anyone who has come into contact with jellyfish tentacles should leave the water as quickly as possible. Here too, it is important not to rinse the wound with water or other liquids under any circumstances, as otherwise still active stinging cells could burst open, but to apply a sand crust to the affected area so that the capsules become inactive. The wound should then be cooled. This would cause the blood vessels to contract. Local blood flow is reduced, so the venom cannot spread as well. In any case, anyone who has encountered a box jellyfish should see a doctor immediately. He or she can remove the remaining tentacles and, if necessary, inject an antiserum.

Stonefish

**Characteristics:**

Species: Perch

Habitat: in coral reefs in shallow and tropical marine waters

Weight: 2000 g

Size: up to 40 cm

Diet: small fish, shrimps and crustaceans

Lifespan: between five and ten years

This well-camouflaged fish is one of the world's most poisonous fish and stings can cause death if not treated. It is typically found motionless on the seafloor, appearing to be a stone or piece of coral. Their scaleless, warty skin is commonly brown or grey, possibly with patches of orange, red, or yellow and occasionally covered in algae. Their thirteen dorsal fins can inject an extremely poisonous venom. Most stonefish stings occur as a result of stepping on the creature which forces venom into the foot, while it is less common for the fish to sting when it is picked up. Stonefish stings can occur on the beach, not just in the water, since stonefish can survive out of the water for up to 24 hours. They are not easily seen as they look similar to rocks or coral. Stonefish antivenom is the second-most administered antivenom in Australia.

The venom:

A large venom gland is located at the base of each dorsal fin spine. The spines are sharp and stiff and have been known to pierce boot soles.

Effects of the venom include severe pain, shock, paralysis, and tissue death. A large dose can be fatal to humans, generally young children, the elderly, and those with weakened immune systems.

Treatment:

Medical treatment includes antidote. Local anesthesia can reduce pain. First aid includes immersing the affected limb in hot water; this should help denature the proteins in the venom. Immobilization of venom at the site of penetration using a tourniquet or tight constructive bandaging is no longer recommended. Surviving victims may have nerve damage that can lead to localized muscle atrophy.



Sharks



Characteristics:

species: cartilaginous fish

Habitat: shallow to deep sea environments

Weight: up to 2000 kg

Size: 4 - 6m

Diet: fish, seals, sea lions

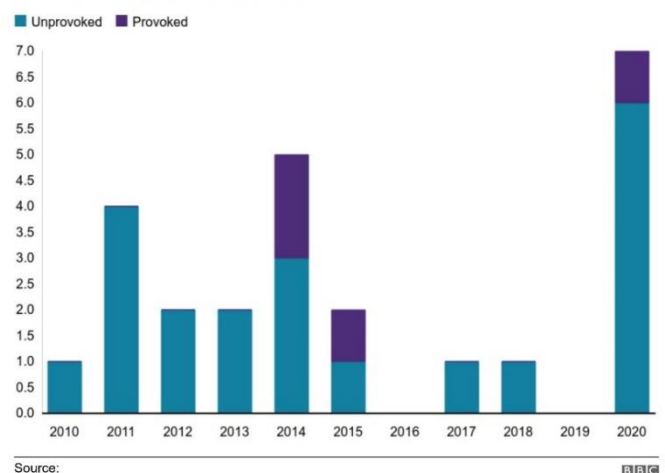
Lifespan: 15 - 30 years

Australia has the world's highest diversity of sharks and rays, including roughly 180 of the 509 known shark species. The most deadliest species, also called "big three", are: white sharks, tiger sharks, and bull sharks. The first thing to say about shark attack deaths is that they are very rare, with only about two per year in Australia. But still, every year without fail, people die from shark bites. Sharks occur in all habitats around the Australian coastline, however most are found on the continental slope or shelf, primarily on the bottom. However, many sharks are also found in coastal waters and a small number are even found in freshwater systems, such as rivers and estuaries.

Attacks:

Most people immediately think of a man-eating monster when the word "shark" is mentioned, but actually sharks are not that dangerous. They are presented as killer machines through popular fictional works about shark attacks, such as the Jaws movie series, but in reality sharks usually only attack because they mistake humans for their normal prey, such as seals. Statistically speaking, more people die per year from mosquitos, car accidents, vending machines, or drowning than from a shark bite. To avoid an unprovoked attack, humans should not wear jewelry or metal that shines, and should not splash around too much.

Fatal shark attacks in Australia



Shark kills teenage surfer in Australia's New



South Wales: On 11 July 2020, a teenage boy has been killed in a shark attack off the Northern coast of New South Wales in Eastern Australia. The 15-year-old was surfing when he suffered severe leg injuries at Wooli Beach, 630 km (390 miles) north of Sydney, according to witnesses. Nearby surfers came to help, including one who is reported to have tried to push the shark away. First aid was given on the beach but the boy died at the scene. "Several board-riders came to his assistance before the injured teen could

be helped to shore," a police statement said.

Textile cone snail



Characteristics:

Species: Conidae

Habitat: in the sand beneath coral and rocks in shallow waters

Weight: 100g

Size: 9-10 cm in length

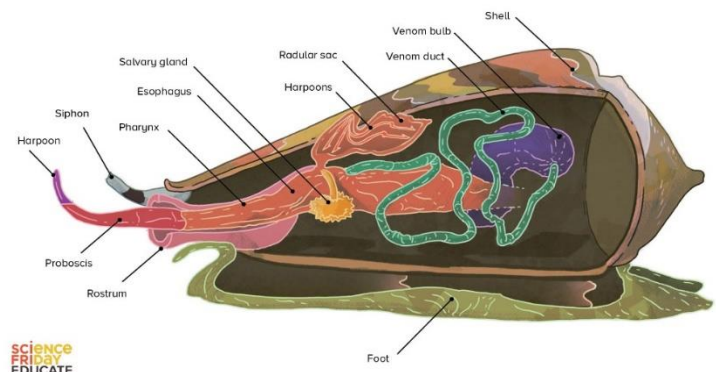
Diet: mollusks

Lifespan: 10-20 years

Cone snails are actively venomous marine animals that use their venom to acquire prey. Textile cone snails have yellow and varying shades of brown on their shells. The pattern looks like the shingles of a roof and is made up of overlapping triangles or squares. Because of their colorful markings and striking grain, cone snails are popular souvenirs and collectibles of divers, snorkelers and beachcombers. But such a collectible can also lead to painful injuries or even serious health problems, including death.

The venom:

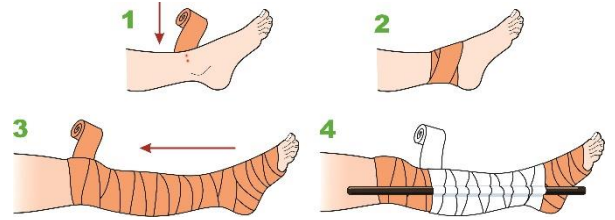
Cone snails have a venom apparatus, which is very complicated and a true marvel of nature. It consists of three parts: the venom bladder, the venom gland and the venom arrows. The venom gland is formed as a long tube, the rear end of which widens into a reservoir, the venom bladder, where the venom is stored. This venom bladder has a muscularly constructed wall that acts as a pump by contraction, forcing the venom



into the anterior opening of the tube into the pharynx. There is the so-called "radula sac" in which the venom arrows are stored as in a quiver. These are originally modified products of the snail's tongue, so-called chitinous denticles. The denticles are perfectly shaped into hollow harpoons or arrows, several millimeters long and barbed. When needed, an arrow is forced into the pharynx, armed with venom, and fired by pressure from the pharyngeal muscles at the prey, which is rapidly paralyzed and then completely devoured. Such a "loaded harpoon" effortlessly penetrates a diving glove. A sting or injury may go completely unnoticed, or it may be as painful as a bee sting. After the initial pain reaction, there is usually swelling and numbness around the sting site after about 7-20 minutes, which may spread. The numbness may progress to paralysis of the affected body part and possibly spread beyond that to the entire body. The first signs of severe poisoning include general dullness, speech, vision and swallowing disorders. In the further course, coordination disorders, impaired consciousness, unconsciousness and death by respiratory paralysis may occur.

Treatment:

- To relieve pain, immerse the affected area in water as hot as is tolerable.
- Use the pressure-immobilization technique to prevent the venom from spreading through the body as much as possible:
 - The extremity should be wrapped with a bandage in a style similar to wrapping a sprained ankle.
 - Bind the limb firmly but do not block the circulation. Fingers and toes should remain pink.
 - Leave bandages intact until medical care can be reached.
- Avoid movement
- CPR may be necessary. Artificial respiration may save the person's life.



Irukandji Jellyfish



Characteristics:

Species: Jellyfish

Habitat: shallower water, but only when pushed there by the current or tide

Size: 1- 2,5 cm

Diet: Fish eggs, shrimps, small fishes

Lifespan: unknown

Irukandji jellyfish are any of several similar, extremely venomous species of box jellyfish. They are also known as the smallest and one of the most venomous jellyfish in the world. Very little is known about the life cycle and venom of Irukandji jellyfish. This is partly because they are very small and fragile, requiring special handling and containment. Their venom is very powerful. They were erroneously blamed for killing 5 tourists during a 3-month period in Australia. They are able to fire their stingers into their victim, causing symptoms collectively known as Irukandji syndrome. This syndrome is produced by a small amount of venom. The first of these jellyfish was identified in 1964 by Jack Barnes; to prove it was the cause of Irukandji syndrome, he captured the tiny jellyfish and allowed it to sting him, his nine-year-old son and a robust young lifeguard. They all became seriously ill but survived.

The venom:

Unlike most jellyfish, which have stingers only on their tentacles, the Irukandji also has stingers on its bell. Biologists have yet to discover the purpose of this unique characteristic. The stinging cells of the jellyfish are arranged in rings on the tentacles, the poison acts with a delay of up to one hour and causes very specific poisoning symptoms with severe muscle pain on the torso, headache, nausea, vomiting and pulmonary edema.

There are also reports of cerebral hemorrhage; such severe complications are often associated with death. Scientists say that a sting from this jellyfish is "100 times as potent as that of a cobra and 1.000 times stronger than a tarantula's".



Treatment:

- carefully remove the casualty from the water
- avoid rubbing the sting area
- immediately douse the sting area with vinegar for at least 30 seconds
- if vinegar is not available, carefully remove tentacles off skin and rinse well with seawater
- call for an ambulance immediately
- regularly monitor and record the casualty's pulse, breathing and conscious level
- begin resuscitation if necessary

Bluebottle (Portuguese galleys)



Characteristics:

Species: Physaliidae

Habitat: can be seen floating on or just below the ocean surface

Weight: A weight is not indicated, probably because the jellyfish consist mainly of water and a caught and then weighed animal virtually "runs out".

Size: up to 30 cm

Diet: Small fish and mollusks as well as other small aquatic animals

Lifespan: about 6 weeks

Although the external appearance of the bluebottle strongly resembles a jellyfish, it actually consists of an entire colony of interdependent polyps. They can be recognized by the bluish shimmering sac-shaped gas bubble measuring up to 30 cm, which provides the buoyancy. It is used as a sail and is formed by a single polyp. The numerous blue, white or red-violet tentacles are up to 50 meters long. On the coasts of Australia more than 10.000 people burn themselves on Portuguese galleys every year.

The venom:

The tentacles contain up to 1000 cnidocytes per centimeter, which contain a toxic mixture of different proteins. This acts directly on the nerve cells even on contact with the skin, where it leads to overexcitation. In humans, hives cause severe pain. On the skin, contact with the tentacles leaves red wheals resembling a whiplash. The wheals disappear only after two or three days, and the pain subsides after about an hour. However, the venom can also reach the lymph nodes, where it causes even greater pain. Symptoms can be nausea, fever, sweating, numbness in the muscles, breathing problems and cardiac arrhythmias. In extreme cases, loss of consciousness and anaphylactic shock may occur.



Treatment:

- Remove tentacle residues with tweezers or a hard object such as a credit card. Never rub affected skin areas with towels or sand.
- Check swimwear for tentacle remains. They can remain active for days.
- Rinse the affected areas with plenty of salt water. Never use fresh water! Pack ice cubes in a towel and place on the injured areas without direct skin contact. The cold will relieve the inflammation and pain.

Lionfish



Characteristics:

Species: scorpionfish

Habitat: shallow coral reef environments

Weight: up to 1200g

Size: between 12-40cm

Diet: small fish, mollusks, and invertebrates

Lifespan: around 10 years

If you have never seen one, lionfish are easily identified by the brown, red, or white stripes that cover their body. The fish also has tentacles and fan-like fins. Although a beautiful creature, the lionfish is a predatory fish. Its most interesting characteristic is its spine, which contains a venom that it uses as a protective mechanism against other fish. Coming in contact with lionfish can be dangerous, but they are not aggressive fish. Human stings are usually accidental.

The venom:

The venom consists of a neuromuscular toxin that is similar to cobra venom in toxicity. A lionfish delivers the venom when its spine penetrates the skin of predators, or in some cases, an unsuspecting human. The good news is that a lionfish sting usually is not life threatening to healthy individuals. The pain level can vary depending on how deep its spine penetrates the skin. Initial symptoms of a lionfish sting include throbbing pain, swelling bleeding, bruising redness and numbness.

Treatment:

- **Remove pieces of the spine.** Sometimes, pieces of their spine remain in the skin after a sting. Gently remove this foreign material.
- **Clean the area with soap and fresh water.** If you have a first aid kit, you can also clean the wound with antiseptic towelettes.
- **Control bleeding.** Using a clean towel or cloth, apply direct pressure to the wound. This will help your blood clot and stop any bleeding.
- **Apply heat to help the venom break down.** Use as much heat as you can tolerate without burning yourself.
- **Take pain medication.** A lionfish sting can be extremely painful, so take an over-the-counter.
- **Apply a topical antibiotic cream.** Then be sure to wrap a bandage around the wound to reduce the risk of infection.
- **Use ice or a cold pack to reduce swelling.** Do this after applying the initial heat therapy.
- **Seek medical attention.** Some people do not need to see a doctor for a lionfish sting. If the sting causes severe pain, though, you might need a stronger pain medication. Infection is also possible if other germs get in under the skin.

The most dangerous animals living on land:

Sydney Funnel-web spider



Characteristics:

Species: Spider

Habitat: sheltered positions in the ground, in stumps, tree trunks or ferns above the ground

Weight: up to 130g

Size: 3-10 cm

Diet: insects and small vertebrates such as lizards and frogs

Lifespan: up to 20 years

Funnel Web Spiders are some of the world's most deadly spiders. Due to the jumpy and fearful reaction of humans, the Sydney funnel web spider naturally feels threatened and assumes the typical defensive posture or attack position, this then inevitably results in the famous lightning-like and repeated biting attacks, which are executed with the overlong venomous claws. Striking in this species is the massive physique and the strongly pronounced poison claws, which can reach a considerable length of five millimeters.



Defense posture

The Venom:

Funnel web spider venom is highly toxic and considered potentially dangerous. It is one of the few spiders in the world whose bite can kill an adult human. Yet only one in ten bite incidents requires treatment with the antivenin. Even before the first antivenom was produced in 1981, there were only 13 deaths attributed to the funnel-web spider in more than 50 years. Although the venom of the funnel-web spider can cause death within 15 minutes, the lethal effect is highly dependent on the injected dose of the venom, which varies greatly in Sydney funnel-web spider bites. Unlike other spider species, males are about 6 times more venomous than females. Symptoms of a bite include tingling sensations around the lips, sweating, nausea, vomiting, headache and high blood pressure.

Treatment:

Since the venom of the funnel-web spider spreads through the body within a few minutes, action must be taken quickly and first aid measures must be initiated. In case of a bite, a pressure bandage should be applied above the bite wound and the affected body part should be immobilized to slow down the distribution of the venom in the body.

Saltwater crocodile



Characteristics:

Species: Reptiles

Habitat: Preferably marshlands with brackish water

Weight: 100-1000 kg

Size: 3-5 m

Diet: Fish, crocodiles, water turtles, water birds

Lifespan: Up to 70 years

The perfectly camouflaged animals can be a great danger to humans, especially if their nest is approached. If you see one of the numerous signs warning of the giant lizards in Australia, you should never go into the water or near the shore. Adult saltwater crocodiles are gray-brown or golden brown, the young are slightly lighter and patterned. The reptiles have a broad, flat body and a broad, flat snout. The tail is flattened at the sides and is ideally suited as a rudder for rapid locomotion. These ancient reptiles have highly developed sensory cells on their snout and belly, with which they register vibrations in the water.

Attacks:

The saltwater crocodile is known to show aggression towards people – partly a result of its strong territoriality – and is responsible for at least several dozen attacks on people each year. In northern Australia, documented crocodile attacks occur about twice a year. Between 1971 and 2004, 62 unprovoked attacks were recorded, 17 of which were fatal. For example, in 2002 a German tourist was killed while swimming in Kakadu National Park. To avoid such attacks, inguinal crocodiles are captured by game rangers at bathing sites and taken away. In addition, attempts are made to protect bathing beaches with nets. Particularly aggressive crocodiles that have attacked several times are called "rogue crocodiles". Probably the best-known rogue crocodile was Sweetheart, which severely damaged 15 fishing boats between 1971 and 1979, but largely ignored the occupants and injured no one.

How to survive:

Poke it in the eyes. If you can have the wherewithal to get your fingers or something else into these sensitive organs, the croc may release you. If the eyes are unreachable, the next most vulnerable areas are the **nostrils and throat**. Crocodiles have a flap of skin that keeps water out of their throat. If your hand is caught inside their mouths, you may be able to pull this flap down and it could release you. Do not assume it will let you go. A misconception is that maybe you can "play dead" and it will think you have drowned and release you. Nobody will be able to hold their breath that long. Fight. And try to get out of the water as soon as you are released and run to safety. Get medical attention right away. Even small puncture wounds could get infected easily because of the multitudes of bacteria in their mouths and the waters they live in.

Giant Centipedes



Characteristics:

Species: *Scolopendra gigantea*

Habitat: in damp, sheltered places such as under rocks and logs or in the cracks along walls or foundations

Weight: 140mg

Size: up to 30 cm

Diet: frogs, mice and bats

Lifespan: about 1-3 years

The centipede preys mainly at night, which is why you should never wander around your home in the tropics in the dark, barefoot and without a flashlight. Particularly nasty: Similar to some snakes, you cannot hope that he gets scared and retreats. Instead, he reacts extremely belligerent and aggressive and overpowers his prey by biting into the tissue. Unfortunately, he is also very nimble and agile, so that he has quite a high success rate with his attack.

The venom:

A few species also produce prussic acid. The poisonous effect is usually not life-threatening for a robust, healthy and adult human, but very unpleasant and painful. The bite site usually swells very much, there is very intense pain radiating over the entire body. In addition, depending on the type and dosage of the poison, there are paralysis symptoms that can last for several days. The venom also often causes nausea and dizziness, as well as numbness at the site of the bite. In rare cases, it can also cause breathing problems and cardiac arrhythmias. It is recommended that people who are already ill and weakened, as well as children and seniors, seek medical treatment. Necrosis can also occur below the bite site and requires urgent medical attention. As with all bite wounds, there is a risk of blood poisoning.



Treatment:

First of all, stay calm: For most healthy adult humans, the consequences are not critical. Children, the elderly and weakened people are nevertheless advised to see a doctor.

Be sure to rinse the wound with hot water and disinfect it immediately, otherwise the bite can lead to severe infection.

Hot compresses or a "bite away" sting healer help to relieve the pain: This is because the venom is very sensitive to heat and is destroyed at over 45°C.

If the symptoms do not improve, you should definitely consult a doctor!

Inland Taipan

**Characteristics:**

Species: *Microlepidotus*

Habitat: deep cracking-clays and cracking-loams of the floodplains

Weight: 1-2 kg

Average size: 2m

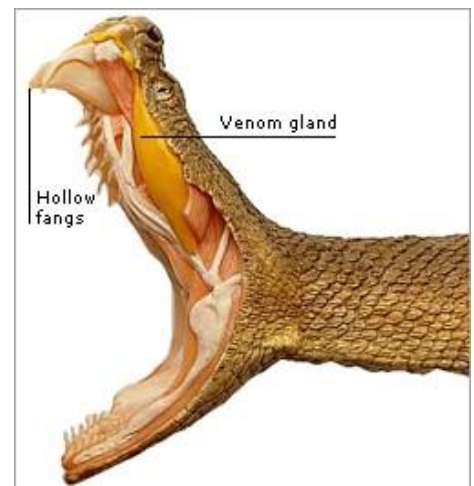
Diet: small to medium-sized mammals

Lifespan: 10- 15 years

A medium to large snake, with a robust build and a deep, rectangular-shaped head. Dorsal color varies from pale fawn to yellowish-brown to dark brown, with the head and neck being several to many shades darker than the body. The species is primarily, if not exclusively, diurnal in its activity on the surface. They are most active in the early half of the morning, briefly basking and foraging in or near deep soil cracks and animal burrows, before retiring to shelter for the rest of the day. In cooler weather the snakes may also be found active in the afternoon.

The Venom:

It first makes a warning display by raising its forebody in a tight S-shaped curve with their head facing the threat if the warning is ignored it will strike. This is an extremely fast and agile snake species that can strike instantly and accurately, and will often strike multiple times in one attack, and it envenoms in almost every single case. Depending on several factors a bite if left untreated has the potential to kill someone in as little as 30 to 45 minutes. The first local and general symptoms of a bite are local pain and variable non-specific effects which may include headache, nausea, vomiting, abdominal pain, diarrhea, dizziness, collapse or convulsions leading to major organ effects: neurotoxicity, coagulopathy, rhabdomyolysis, a serious syndrome due to a direct or indirect muscle injury. It results from the death of muscle fibers and release of their contents into the bloodstream. This can lead to serious complications such as kidney failure. This means the kidneys cannot remove waste and concentrated urine, and finally death.

**Treatment:**

The bite victim must remain calm. The bitten extremity must be immobilized with a compression bandage. After notifying the emergency physician by telephone, the victim must be transported to a hospital as quickly as possible in a lying position. The possibility of artificial respiration is to be ensured and the coagulation values are to be monitored. For renal protection, an infusion of 0.9% saline solution should be started. Neostigmine may be used to treat the neurotoxic symptoms.

Bull ants



Characteristics:

Species: Insects

Habitat: urban areas, forests and woodland, and heath

Size: 8-40 mm

Diet: nectar and other plant juices, as well as animal prey

Lifespan: 8-10 weeks

Bull ants are the largest ants in Australia. They are instantly recognizable by their huge mandibles on the front of their heads, and a long, slender body. Of course, bull ants are a very well-known ant. Campers and bushwalkers are acquainted only too well with the insects by way of the painful stings bull ants can inflict while defending their nests. They can be extremely aggressive when defending their nests, and have excellent eyesight enabling them to locate intruders.

The venom:

Bull ants can sting multiple times – just like wasps – and use this for capturing insect prey as well as for defense. To defend themselves, Bull Ants bite down on their victim and drill the poison sting into their skin. The pain is comparable to a wasp sting and does not hurt much. It becomes especially dangerous when hundreds of ants are on a defensive course. Several stings can quickly lead to an allergic defense reaction in the victim. And this can be life-threatening. In an attack, the ant will hold on to its victim with long, toothed mandibles, curl its body underneath and thrust its long barbed sting into the skin. While the initial bite is extremely painful and redness, irritation and swelling are common, be on the lookout for signs of allergic reaction.



Treatment:

- Anyone who is stung should immediately cool the wound well.
- An effective countermeasure has proven to be the injection of adrenaline, which alleviates the effects of the allergic reaction.
- Wash the bite site with soap and water!

Death adder



Characteristics:

Species: *A. antarcticus*

Habitat: forests and woodlands, grasslands, and heath

Size: 50-60cm

Diet: small mammals and birds

Lifespan: up to 15 years

It is one of the most venomous land snakes in Australia and globally. The color of the snake varies from red to gray to brown coloration with cross bands darker than the basic coloration. Its head has a viper-like triangular shape and is clearly separated from the trunk. The snake is not considered extremely aggressive. But when approached, it does not flee, but remains in its usually well-camouflaged hiding place, relying on its camouflage. Therefore, if you do not notice it and come too close or even step on it, it quickly bites.

The venom:

Its venom is one of the strongest snake venoms found in snakes in Australia. The main part is a nerve poison, called neurotoxin, but there are also tissue-destroying and blood-clotting inhibiting parts in the poison. The first symptoms after a full bite of this snake are swellings at the bite area, there also pain. Further it comes to a drooping of the eyelids, paralysis of the musculature up to the respiratory paralysis can be the further consequences. Near the bite site, mild edema may occur. Later, nausea, vomiting, headache, pain in the abdomen, circulatory collapse, blood clotting disorders and even blood clotting. Also, consciousness disturbances up to unconsciousness, brownish colored urine, up to kidney function disturbances up to an acute kidney failure can occur. Partial destruction of the skeletal and cardiac muscles can also be the result, with a considerable risk to the life of the affected person.



Treatment:

- It is very important to remain calm, both physically and mentally. If available, the administration of a tranquilizer is recommended.
- Immobilize the bitten limb, place the arm in a sling and splint the leg if possible.
- If it is somehow possible, the bitten person should be transported lying down.
- The administration of fluids is useful, but only in the form of water or juices and not alcohol or coffee.
- Should breathing difficulties occur, life can be maintained or prolonged for many hours by means of mouth-to-mouth resuscitation.

Redback spider



Characteristics:

Species: Arachnid

Habitat: webs consist of a tangled, funnel-like upper retreat area from which vertical, sticky catching threads run to ground attachments.

Body length: female 10 to 13 mm, male 4mm

Weight: females can weigh up to 100g more than males

Diet: Insects

Lifespan: 2-3 years

Female Redback Spiders are black (occasionally brownish) with an obvious orange to red longitudinal stripe on the upper abdomen, with the red stripe sometimes being broken, and an "hourglass" shaped red/orange spot on the underside of the abdomen. Juveniles have additional white markings on the abdomen. Females have a body about the size of a large pea and slender legs.

The males' red markings are often less distinct. The body is light brown with white markings on the upper side of the abdomen, and a pale hourglass marking on the underside.

The venom:

Redback bites are the most common serious spider bite in Australia. They occur particularly over the summer months. Only the female bite is dangerous. They can cause serious illness and have caused deaths. However, since Redback Spiders rarely leave their webs, humans are not likely to be bitten unless a body part such as a hand is put directly into the web, and because of their small jaws many bites are ineffective. The venom acts directly on the nerves, resulting in release and subsequent depletion of neurotransmitters. Humans bitten by female redbacks may experience localized pain, swelling, and sweating. Systemic symptoms include nausea, vomiting, restlessness, and increased blood pressure; in severe cases, respiratory failure may occur.



Treatment:

Apply an ice pack to the bitten area to relieve pain. Do not apply a pressure bandage (venom movement is slow and pressure worsens pain). Collect the spider for positive identification. Seek medical attention.

Perentie (Giant Monitor lizards)



Characteristics:

Species: Monitor lizards

Habitat: Semi-desert, sandy desert, rocks, dry forest, scrubland

Size: up to 200cm

Weight: up to 15 kg

Diet: insects, crabs, snakes, fish

Lifespan: 20 years

All monitor species are diurnal. Monitor lizards are extremely agile and powerful reptiles. They have efficient respiration and can take in a lot of oxygen. This makes them capable of great physical feats such as fast jumping, swimming and climbing. Giant monitor lizards are slender, very agile monitors that spend most of their time on the ground. However, with their sharp claws they can also climb up trees or rocks. At full run, they can reach speeds of up to forty kilometers per hour.

The danger:

Monitor lizards are homicidal predators. They attack from ambush, have razor-sharp teeth and their saliva contains poison. In addition, the rustic lizards devour everything that crosses their path. Even water buffalo are not too big for them. The giant monitor has glands in its jaws that are connected to large chambers. In this there is poison. However, the canals of the poison glands do not end in the teeth themselves, as is known, for example, from poisonous snakes. The canal ends are located in the interdental spaces. This was overlooked for a long time because people looked for the typical grooves in the teeth when searching for signs of venom. Samples of lower jaw serous tissue were taken from 15 other monitor species. These tissue samples were analyzed using mass spectrometry. The oral cavity secretions were also examined using this method. Since this investigation it is certain that all monitor lizards are poisonous. This venom contains a mixture of proteins that cause inhibition of blood clotting. They can also cause muscle rigidity and unconsciousness in the victim.



Monitor lizards are dangerous lizards and can also attack humans. Therefore, you should approach them with caution and never corner them. If you are careful, you do not have to risk a poisonous bite. However, a lash with the tail already provides for serious and protracted injuries.

How to react:

Monitor lizards are dangerous lizards and can also attack humans. Therefore, you should approach them with caution and never corner them. If you are careful, you do not have to risk a poisonous bite. However, a lash with the tail already provides for serious and protracted injuries.

Conclusion:

To close this off I have done a top 3 of the most dangerous animals on land and in the ocean. I have done this ranking by looking at the facts that I have written down in my Trape and I've searched up the numbers of deaths which happened in 1 year. So here are now the top 3:

Most dangerous animals on land

1. Funnel web spider
2. Saltwater crocodile
3. Taipan snake

Most dangerous animals in the ocean

1. Box jellyfish
2. Blue-ringed octopus
3. Stonefish



Fun facts:Blue-ringe octopus

- They are easily identifiable by their glowing blue rings
- They hold two types of venom
- They're lethal enough to kill 26 adults
- Several people are attacked every year
- Victims begin to feel the effects in only a few minutes

Box jellyfish

- Large box jellyfish have up to 24 eyes
- They shrink when they do not eat
- They settle on the seabed at night to sleep
- A group of cube jellyfish is also called "smack" or "fluther"
- One big one could poison 60 people

Stonefish

- They are the most venomous fish in the world
- They have excellent camouflage skills
- Their venom sacs are found in their 13 spines
- They can attack their prey in as little as 0.015 seconds.
- They can survive out of water for up to 24 hours.


Shark

- Sharks do not have bones
- Most sharks have good eyesight
- Shark skin feels similar to sandpaper
- Sharks actually don't even like the taste of Human flesh
- The first sharks are believed to have evolved about 400-455 million years ago



Irukandji jellyfish

- The Irukandji jellyfish is one of the smallest jellyfish species
- It was named after the indigenous people of Queensland in Australia called Yirrganydji people
- A total venom in one jellyfish can kill 60 people
- The sting of Irukandji is 100 times more powerful than the of a cobra



Bluebottle

- Bluebottles are related to sea anemones and jellyfish.
- The bluebottle is not a jellyfish, but a siphonophore
- Bluebottles can still sting victims even after they are dead or washed up on a beach.
- The Pacific blue glaucus feeds almost exclusively on bluebottles, retaining the consumed bluebottles' stinging cells which it then uses as its own defense mechanism against predators.



Cone snail

- Their venom is a complex concoction of hundreds of different toxins.
- There is no antivenom for a cone snail sting, and treatment is limited to merely keeping victims alive until the toxins wear off
- When the cone snails shoot fish with their tooth, they hold on to the tooth to keep the fish from swimming away
- Cone snails are one of the largest families of marine snails



Lionfish

- Lionfish use their fan-like pectoral fins to "corner" their prey
- There are twelve species of lionfish
- Lionfish are also called zebrafish, firefish, turkeyfish, tastyfish or butterfly-cod
- Lionfish are predators that consume more than 70 species of fish



Sydney-funnel web spider

- Dogs, cats or rabbits are immune to their poison
- There are at least 40 species of funnel-web spiders.
- They bury themselves in a funnel-shaped web up to 60 centimeters deep.
- Their fangs are larger than that of a brown snake.



Saltwater crocodile

- Saltwater crocodiles are the largest reptile in the world
- Throughout the last century, saltwater crocodiles were hunted almost to the point of extinction
- They can apply up to 5,000 pounds of pressure per square inch with their jaw
- Their deadliest attack is known as the death roll, which is 'designed to throw large prey off balance enabling them to be dragged into water easily'



Giant centipedes

- The number of its legs can change throughout its life
- People keep Centipedes as pets
- Centipedes prefer dark and moist environments
- Centipedes hate the smell of peppermint



Redback spider

- During mating, the male somersaults into the fangs of the female, which in the majority of instances results in the female's cannibalizing the male.
- The venom can kill you in less than 15 minutes
- Redback spiders have eight eyes
- There is a song about a redback spider called "Redback on the toilet seat"



Bull ants

- On a few occasions this sting has been enough to kill adults within 15 minutes
- They have superior vision, able to track and even follow intruders from 1 meter
- Bizarrely, if the Bulldog Ant is cut in two, the head and the tail will fight and seek to kill each other
- Ants are the longest living insects



Perentie (Giant monitor lizard)

- They can run upright on their hind legs
- The scales of the Australian monitor lizards are smooth, small and keeled at the tail
- Giant Monitor lizards are classic loners
- Giant Monitor lizards have long tongues that are forked, like that of snakes



Inland taipan

- The venom is so toxic that just one bite is enough to kill at least 100 human adults or 250 thousand mice
- Its venom is about 50 times more toxic than the king cobra venom
- Commonly accepted as the world's most venomous snake based on the potency of its venom
- The reproduction rate of Inland taipans depends in part on their diet: if there is not enough food, then these snakes will reproduce less



Death adder

- The common death adder has the longest fangs of any Australian venomous snake
- The common death adder hides under leaf litter for long periods of time, twitching its grub-like tail to lure prey, and strikes when any unsuspecting animals move across its hiding place
- They have the fastest strike of all venomous snakes in Australia
- It is thought that the name 'death adder' was originally 'deaf adder' because common death adders, like all snakes, cannot hear airborne sounds and feel instead foot vibrations on the ground



Sources:

Introduction

<https://www.google.com/url?sa=t&rct=j&q=&esrc=s&source=web&cd=&cad=rja&uact=8&ved=2ahUKEwj37p7O3vDtAhXC2aQKHYYkKD8EQFjACegQIDBAC&url=https%3A%2F%2Feducation.abc.net.au%2Fnewsandarticles%2Fblog%2F-%2Fb%2F3583846%2Fcurious-kids-why-do-so-many-dangerous-animals-live-in-australia&usg=AOvVaw2UeQYUbrWhgWWzzwxF3jzQ>

Blue-ringed octopus

https://www.google.com/url?sa=t&rct=j&q=&esrc=s&source=web&cd=&cad=rja&uact=8&ved=2ahUKEwjs9K751u7vAhXDgPOHHWFIBvoQFjAAegQICBAD&url=https%3A%2F%2Fen.wikipedia.org%2Fwiki%2FBlue-ringed_octopus&usg=AOvVaw3xCCLRkaUfftrI3AhJM3Z

<https://www.google.com/url?sa=t&rct=j&q=&esrc=s&source=web&cd=&cad=rja&uact=8&ved=2ahUKEwjs9K751u7vAhXDgPOHHWFIBvoQFjANegQIBRAD&url=https%3A%2F%2Foceana.org%2Fblog%2F2017%2F03%2F13%2Fthe-blue-ringed-octopus-small-but-deadly%2F&usg=AOvVaw2uu2CLHT-V60ThYozK4aD1>

<https://www.google.com/url?sa=t&rct=j&q=&esrc=s&source=web&cd=&cad=rja&uact=8&ved=2ahUKEwjs9K751u7vAhXDgPOHHWFIBvoQFjAOegQIBxAD&url=https%3A%2F%2Fwww.healthline.com%2Fhealth%2Fblue-ringed-octopus-bite&usg=AOvVaw3YNPgi5PLlkgGZH6CEXnA8>

<https://www.google.com/url?sa=t&rct=j&q=&esrc=s&source=web&cd=&cad=rja&uact=8&ved=2ahUKEwjs9K751u7vAhXDgPOHHWFIBvoQFjAOegQIBxAD&url=https%3A%2F%2Foceana.org%2Fmarine-life%2Fcephalopods-crustaceans-other-shellfish%2Fsouthern-blue-ringed-octopus&usg=AOvVaw1F5qv7AG9IWaObUeyed37A>

Box jellyfish

<https://lovingaustralia.de/wuerfelqualle/>

https://www.focus.de/gesundheit/ratgeber/haut/vorbeugung/tid-19485/quallen-rochen-und-seeigel-wuerfelqualle-seewespe-australien-und-indopazifik_aid_540681.html

https://www.planet-wissen.de/natur/tierwelt/gift_als_waffe/pwiegiftigeseewespe100.html

Stonefish

https://www.aquariumofpacific.org/onlinelearningcenter/species/reef_stonefish

<https://www.zoobasel.ch/de/tiere/tierlexikon/tierbeschreibung/378/steinfisch/>

<https://www.tierwissen.net/tiere/echter-steinfisch/>

https://de.wikipedia.org/wiki/Echter_Steinfisch

Shark

https://www.bbc.com/news/world-australia-53375737https://www.google.com/url?sa=t&rct=j&q=&esrc=s&source=web&cd=&cad=rja&uact=8&ved=2ahUKEwin0MCB2O7vAhUmgPOHHXZSDwQQFjAAegQIAxAD&url=https%3A%2F%2Fwww.nytimes.com%2F2020%2F11%2F24%2Fworld%2Faustralia%2Fshark-attack.html&usg=AOvVaw1U6jAfQOoGGJ0M-6mQI_-m

<https://www.google.com/url?sa=t&rct=j&q=&esrc=s&source=web&cd=&cad=rja&uact=8&ved=2ahUKEwin0MCB2O7vAhUmgPOHHXZSDwQQFjAJegQIBRAD&url=https%3A%2F%2Fwww.bbc.com%2Fnews%2Fworld-australia-54112992&usg=AOvVaw2vR5-sU6m4A22ZhWnv6jIC>

https://www.google.com/url?sa=t&rct=j&q=&esrc=s&source=web&cd=&cad=rja&uact=8&ved=2ahUKEwin0MCB2O7vAhUmgPOHHXZSDwQQFjAMegQIHRAE&url=https%3A%2F%2Fen.wikipedia.org%2Fwiki%2FShark_attacks_in_Australia&usg=AOvVaw1gGrOUaU4yGyY_EaaXO6ih

https://www.google.com/url?sa=t&rct=j&q=&esrc=s&source=web&cd=&cad=rja&uact=8&ved=2ahUKEwjGwpad2O7vAhXp hf0HHW58BIEQFjAZegQIBxAD&url=https%3A%2F%2Fen.wikipedia.org%2Fwiki%2FShark_attacks_in_Australia&usg=AOvVaw1gGrOUaU4yGyY_EaaXO6ih

<https://www.google.com/url?sa=t&rct=j&q=&esrc=s&source=web&cd=&cad=rja&uact=8&ved=2ahUKEwjGwpad2O7vAhXp hf0HHW58BIEQFjAZegQIBxAD&url=https%3A%2F%2Fwww.worldnomads.com%2Ftravel-safety%2Foceania%2FAustralia%2FAustralian-sharks-crocodiles-tips-to-remain-alive-for-tourists&usg=AOvVaw1y860Tk0gCViV-xW9zTf8x>

Cone snail:

<https://eu.app.com/story/sports/outdoors/fishing/hook-line-and-sinker/2014/09/25/ocean-facts-beautiful-deadly-cone-snails/16230425/>

https://en.wikipedia.org/wiki/Conus_textile

https://en.wikipedia.org/wiki/Cone_snail

<https://untamedscience.com/biodiversity/textile-cone-snail/>

https://www.aquariumofpacific.org/onlinelearningcenter/species/textile_cone_snail

Irukandji jellyfish:

<https://kidsanimalsfacts.com/irukandji-jellyfish-facts-for-kids/>

https://en.wikipedia.org/wiki/Irukandji_jellyfish

<https://study.com/academy/lesson/irukandji-jellyfish-habitat-facts.html>

https://kids.kiddle.co/Irukandji_jellyfish

<https://www.ambulance.qld.gov.au/docs/QAS-Irukandji-jellyfish.pdf>

https://en.wikipedia.org/wiki/Irukandji_syndrome

Bluebottle:

<http://www.tierlexikon.ch/index.php/tierlexikon/1036-portugiesische-galeere-seeblase>

<https://www.tameside.gov.uk/PestControl/Flies-and-Blue-Bottles>

<https://australian.museum/learn/animals/jellyfish/bluebottle/>

<https://www.tierwissen.net/tiere/portugiesische-galeere/>

<https://oceana.org/marine-life/corals-and-other-invertebrates/bluebottle>

<https://www.mallorcacmagazin.com/service/urlaub-und-freizeit-auf-mallorca/tipps-fur-ihre-sicherheit/was-tun-wenn-die-portugiesische-qualle-zugestochen-hat.html>

Lionfish:

<https://www.google.com/url?sa=t&rct=j&q=&esrc=s&source=web&cd=&cad=rja&uact=8&ved=2ahUKEwj4weO-07DvAhVNyaQKHcDvArgQFjADegQIBBAD&url=https%3A%2F%2Fgcr1.usm.edu%2Fpublic%2Ffish%2Fred.lionfish.php&usg=AOvVaw2qzCKt1ey8NeSFBZ2PtMIM>

<https://www.google.com/url?sa=t&rct=j&q=&esrc=s&source=web&cd=&cad=rja&uact=8&ved=2ahUKEwii9-Wh07DvAhUWO-wKHV8IBQsQFjABegQIBxAD&url=http%3A%2F%2Fwww.tierlexikon.ch%2Findex.php%2Ftierlexikon%2F524-rotfeuerfisch&usg=AOvVaw3L5bjRz8QpwujmNzLuy65>

<https://de.wikipedia.org/wiki/Feuerfische>

<https://www.healthline.com/health/lionfish-sting#recovery>

<https://www.google.com/url?sa=t&rct=j&q=&esrc=s&source=web&cd=&cad=rja&uact=8&ved=2ahUKEwjBztmQ0rDvAhXM2KQKHUYEBh0QFjAAegQIAxAD&url=https%3A%2F%2Fwww.taucher.de%2Ffeuerfische%2F&usg=AOvVaw3SotNAHNjo1SN8ufcAN7ot> <https://www.healthline.com/health/lionfish-sting#complications>

<http://justfunfacts.com/interesting-facts-about-lionfish/>

Sydney-funnel web spider:

<https://animalcorner.org/animals/funnel-web-spider/>

<https://www.stuttgarter-nachrichten.de/inhalt.australien-toedliche-trichternetzspinne-beisst-zehnjaehrigen-mhdsd.36650d96-ebc2-412c-b3a4-8221072938e4.html>

<https://theculturetrip.com/pacific/australia/articles/toxic-feared-7-facts-about-the-sydney-funnel-web-spider/>

https://en.wikipedia.org/wiki/Sydney_funnel-web_spider

Saltwater crocodile:

<https://theculturetrip.com/pacific/australia/articles/australias-living-dinosaur-7-facts-about-the-saltwater-crocodile/>

<https://www.google.com/url?sa=t&rct=j&q=&esrc=s&source=web&cd=&cad=rja&uact=8&ved=2ahUKEwje0-X7uzvAhU1hf0HHUkuALQQFjABegQIBRAD&url=https%3A%2F%2Fstoneage.com%2Fhow-to-survive-a-crocodile-attack%2F&usg=AOvVaw343lvjNPRmWwS4zPYKm47g>

<https://www.google.com/url?sa=t&rct=j&q=&esrc=s&source=web&cd=&cad=rja&uact=8&ved=2ahUKEwidipa77ezvAhV2gv0HHVKLDolQFjAJegQIAxAD&url=https%3A%2F%2Fwww.nationalgeographic.com%2Fanimals%2Freptiles%2Ffacts%2Fsaltwater-crocodile&usg=AOvVaw0sGsnph6njZWR5eP8QIPrK>

https://www.google.com/url?sa=t&rct=j&q=&esrc=s&source=web&cd=&cad=rja&uact=8&ved=2ahUKEwidipa77ezvAhV2gv0HHVKLDolQFjAJegQIAxAD&url=https%3A%2F%2Foceana.org%2Fmarine-life%2Fsea-turtles-reptiles%2Fsaltwater-crocodile&usg=AOvVaw31g_qyTgwoYmb0Ry5J68KU

https://www.google.com/url?sa=t&rct=j&q=&esrc=s&source=web&cd=&cad=rja&uact=8&ved=2ahUKEwjm3pbN7OzvAhWchf0HHdROD-4QFjACegQIGRAD&url=https%3A%2F%2Fen.wikipedia.org%2Fwiki%2FCrocodile_attack&usg=AOvVaw1ib5u8At4Wbrz55cEoIVmU

<https://www.google.com/url?sa=t&rct=j&q=&esrc=s&source=web&cd=&cad=rja&uact=8&ved=2ahUKEwiVrKqu6uzvAhWRgv0HHWN1BVkQFjACegQIAhAD&url=https%3A%2F%2Fwww.nationalgeographic.com%2Fanimals%2Freptiles%2Ffacts%2Fsaltwater-crocodile&usg=AOvVaw0sGsnph6njZWR5eP8QIPrK>

<https://www.google.com/url?sa=t&rct=j&q=&esrc=s&source=web&cd=&cad=rja&uact=8&ved=2ahUKEwje-mp6uzvAhUsgP0HHSdIB1UQFjABegQIBxAD&url=https%3A%2F%2Fmarinebio.org%2Fspecies%2Fsaltwater-crocodiles%2Fcrocodylus-porosus%2F&usg=AOvVaw01pFn2Lm5URklJneUnxRxg>

https://www.google.com/url?sa=t&rct=j&q=&esrc=s&source=web&cd=&cad=rja&uact=8&ved=2ahUKEwjr_OLg5-zvAhXNgf0HHcnbAV4QFjABegQIAhAE&url=http%3A%2F%2Fwww.biologie-schule.de%2Fleitenkrokodil-steckbrief.php&usg=AOvVaw38jc7COrjFQyitll_9lQ8

https://www.google.com/url?sa=t&rct=j&q=&esrc=s&source=web&cd=&cad=rja&uact=8&ved=2ahUKEwjr_OLg5-zvAhXNgf0HHcnbAV4QFjAAegQIAxAD&url=https%3A%2F%2Fwww.in-australien.com%2Fsaltwasserkrokodil_102118&usg=AOvVaw3hyxh9yL9_d3ky8xGxrS2

Giant centipedes:

<https://de.wikipedia.org/wiki/Hundertf%C3%BC%C3%9Fer#Gift>

https://www.google.com/url?sa=t&rct=j&q=&esrc=s&source=web&cd=&cad=rja&uact=8&ved=2ahUKEwigyKD6--zvAhU-g_OHHXbbCzkQFjADegQIDhAD&url=https%3A%2F%2Fwww.thoughtco.com%2Ffascinating-facts-about-centipedes-1968228&usg=AOvVaw0cAIVTmz0NA1gUId_ILbH1

https://www.google.com/url?sa=t&rct=j&q=&esrc=s&source=web&cd=&cad=rja&uact=8&ved=2ahUKEwi-wqWL-OzvAhUJ_7sIHxpsBmQQFjABegQICRAD&url=https%3A%2F%2Fen.wikipedia.org%2Fwiki%2FScolopendra_gigantea&usg=AOvVaw0_IUrEEk-1TJpJqOrmCkU

https://www.google.com/url?sa=t&rct=j&q=&esrc=s&source=web&cd=&cad=rja&uact=8&ved=2ahUKEwi6_ZfW9uzvAhXJ8bsIHQs3BWEQFjACegQICBAD&url=https%3A%2F%2Fsta.uwi.edu%2Ffst%2Flifesciences%2Fsites%2Fdefault%2Ffiles%2Ffiles%2Fdocuments%2Fogatt%2FScolopendra_gigantea%2520-%2520Giant%2520Centipede.pdf&usg=AOvVaw35RfEvoXoUdaOxjoKSUDc-

https://www.google.com/url?sa=t&rct=j&q=&esrc=s&source=web&cd=&cad=rja&uact=8&ved=2ahUKEwid36Pg8uzvAhXzh_OHHS6EABwQFjABegQICBAD&url=https%3A%2F%2Fanimals.mom.com%2Fcharacteristics-centipedes-7348.html&usg=AOvVaw0DaHi9x44XtJnS-2BA1f0Y

Inland Taipan:

<https://australian.museum/learn/animals/reptiles/inland-taipan/>

https://www.google.com/url?sa=t&rct=j&q=&esrc=s&source=web&cd=&cad=rja&uact=8&ved=2ahUKEwiGgJ3iyO7vAhUfgP_OHHeZJARQQFjADegQICBAD&url=https%3A%2F%2Fwww.billabongsanctuary.com.au%2Finland-taipan%2F&usg=AOvVaw3NiFpsHmfuzSIAGGj5SyQ

https://www.google.com/url?sa=t&rct=j&q=&esrc=s&source=web&cd=&cad=rja&uact=8&ved=2ahUKEwiK00jPyO7vAhV9_rsiHYdMBAQFjACegQICBAD&url=https%3A%2F%2Fbiologydictionary.net%2Ftaipan%2F&usg=AOvVaw1cA43wLQoEz3fR3p_xibhgO

https://www.google.com/url?sa=t&rct=j&q=&esrc=s&source=web&cd=&cad=rja&uact=8&ved=2ahUKEwjiJbbyu7vAhXzh_OHHS6EABwQFjAFegQIAxAD&url=https%3A%2F%2Fflexikon.doccheck.com%2Fde%2Finland-Taipan&usg=AOvVaw1blitm8zqND0aEK8ikv5TP

<https://snake-facts.weebly.com/inland-taipan.html>

https://www.google.com/url?sa=t&rct=j&q=&esrc=s&source=web&cd=&cad=rja&uact=8&ved=2ahUKEwiSx4mrzu7vAhWkt_qQKHQqiDmEQFjADegQIAhAD&url=http%3A%2F%2Fwww.bbc.com%2Fearth%2Fstory%2F20151022-one-animal-is-more-venomous-than-any-other&usg=AOvVaw2wu4nxw66wF7x4SODmt5YN

Bull ants:

<https://www.google.com/url?sa=t&rct=j&q=&esrc=s&source=web&cd=&cad=rja&uact=8&ved=2ahUKEwiyg-3m-O7vAhUd8LsIHZj8DilQFjABegQICBAD&url=https%3A%2F%2Faustralian.museum%2Flearn%2Fanimals%2Finsects%2Fbull-ants%2F&usg=AOvVaw35rRq6cQwV6Z6QQGU1hNT6>

https://www.google.com/url?sa=t&rct=j&q=&esrc=s&source=web&cd=&cad=rja&uact=8&ved=2ahUKEwitut-0_O7vAhWl_7sIHfyeDAoQFjACegQIAhAE&url=https%3A%2F%2Fwww.focus.de%2Freisen%2Faustralien%2Ftid-15846%2Faustralien-bulldoggennameisen-giftstachel-am-hinterleib_aid_444763.html&usg=AOvVaw3GHVXD5xfib4-h0Qnlv_J8

https://www.google.com/url?sa=t&rct=j&q=&esrc=s&source=web&cd=&cad=rja&uact=8&ved=2ahUKEwiHtv7g_u7vAhWDh_OHHTtZDAMQFjABegQIBxAD&url=https%3A%2F%2Fcanberrapestcontrol.com.au%2Fwhat-to-do-when-an-ant-bites-you%2F&usg=AOvVaw03vNRLrLQCgycglFW6boK

<https://www.minibeastwildlife.com.au/resources/bull-ants/>

<https://www.google.com/url?sa=t&rct=j&q=&esrc=s&source=web&cd=&cad=rja&uact=8&ved=2ahUKEwiGv5qw-7vAhX6hP0HHevzCyEQFjAlegQIAhAD&url=https%3A%2F%2Fwww.thefactsite.com%2Ffacts-about-bulldog-ants%2F&usg=AOvVaw20uAToEasadapImGYtKKp2>

<https://www.natgeokids.com/nz/discover/animals/insects/ant-facts/>

Death adder:

https://www.google.com/url?sa=t&rct=j&q=&esrc=s&source=web&cd=&cad=rja&uact=8&ved=2ahUKEwi8tp7k7fDvAhVuhPOHHTa-D4MQFjAAegQIBhAD&url=https%3A%2F%2Fen.wikipedia.org%2Fwiki%2FCommon_death_adder&usg=AOvVaw2YvVprRubE0TrnlizAEb9J

https://www.google.com/url?sa=t&rct=j&q=&esrc=s&source=web&cd=&cad=rja&uact=8&ved=2ahUKEwi8tp7k7fDvAhVuhPOHHTa-D4MQFjAOegQIShAD&url=https%3A%2F%2Faustralian.museum%2Flearn%2Fanimals%2Freptiles%2Fcommon-death-adder%2F&usg=AOvVaw0MEkTtXrWNmViG0-iIS_4c

<https://www.google.com/url?sa=t&rct=j&q=&esrc=s&source=web&cd=&cad=rja&uact=8&ved=2ahUKEwiik8l7vDvAhWjg0HHD6pBvQQFjABegQICBAD&url=https%3A%2F%2Fde.wikipedia.org%2Fwiki%2FTodesotter&usg=AOvVaw0sp-SSPVhyS6DN9D8ojo27>

<https://www.goruma.de/tiere/reptilien/giftschlangen/australische-todesotter-acanthophis-antarcticus>

https://planetzoo.fandom.com/wiki/Common_Death_Adder

Redback spider :

https://www.google.com/url?sa=t&rct=j&q=&esrc=s&source=web&cd=&cad=rja&uact=8&ved=2ahUKEwjbiueNp5rwAhWDgf0HHX_rAYkQFjACegQICbAD&url=https%3A%2F%2Fwww.britannica.com%2Fanimal%2Fredback&usg=AOvVaw0FgXbPDCRRdWuqhX2Hg-P2

<https://australian.museum/learn/animals/spiders/redback-spider/>

<https://www.google.com/url?sa=t&rct=j&q=&esrc=s&source=web&cd=&cad=rja&uact=8&ved=2ahUKEwie6lHFqZrwAhV9hv0HHSInAo8QFjAAegQIBhAD&url=https%3A%2F%2Fwww.activewild.com%2Fredback-spider-facts%2F&usg=AOvVaw2vlybAltOgRIP2ilme-4cg>

<https://www.redlinepestcontrolydney.com.au/10-redback-spider-facts/>

Perentie (giant monitor lizard):

<https://www.zoo.ch/en/node/221>

<https://terraristikfibel.de/waran/giftig/>

https://www.google.com/url?sa=t&rct=j&q=&esrc=s&source=web&cd=&cad=rja&uact=8&ved=2ahUKEwjfq5eZs5rwAhV6hPOHHSuuC9EQFjACegQIBRAD&url=https%3A%2F%2Fbiologydictionary.net%2Fmonitor-lizard%2F&usg=AOvVaw13VPkw8_4Zd7PfLLINft2X

<https://www.google.com/url?sa=t&rct=j&q=&esrc=s&source=web&cd=&cad=rja&uact=8&ved=2ahUKEwjfq5eZs5rwAhV6hPOHHSuuC9EQFjAMegQIAhAD&url=http%3A%2F%2Fjustfunfacts.com%2Finteresting-facts-about-monitor-lizards%2F&usg=AOvVaw2l1FI8LDaUYQvS0ff1-XbR>

https://www.google.com/url?sa=t&rct=j&q=&esrc=s&source=web&cd=&cad=rja&uact=8&ved=2ahUKEwiTy9Xgs5rwAhXu7sIHTMzDXoQFjABegQIBhAD&url=https%3A%2F%2Fen.wikipedia.org%2Fwiki%2FMonitor_lizard&usg=AOvVaw1j4DqVQoWZ6Y28Y67tXW-J